

Gosport, Hampshire  
Classified Junction Count

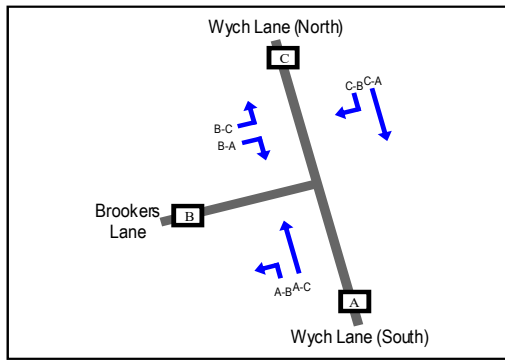
Site 2 of 6  
Wych Lane (South)  
Brookers Lane  
Wych Lane (North)

Lat/Long  
lat 50.824843° lon -1.177793°

Date  
Wednesday 9 October 2019

Weather  
Cloudy  
Temp: 9°C

0700 - 1000 (Weekday AM Peak)



TIME	Movement A-B								Original Data	
	P/CYCLE	M/CYCLE	CAR	TAXI	LGV	OGV1	OGV2	BUS/COACH	TOTAL	PCU TOTAL
0700 - 0715	1	0	0	0	0	0	0	0	1	0.20
0715 - 0730	0	0	3	1	0	0	0	0	4	4.00
0730 - 0745	1	0	2	0	0	0	0	0	3	2.20
0745 - 0800	1	0	2	0	1	0	0	0	4	3.20
<b>Hourly Total</b>	<b>3</b>	<b>0</b>	<b>7</b>	<b>1</b>	<b>1</b>	<b>0</b>	<b>0</b>	<b>0</b>	<b>12</b>	<b>9.60</b>
<b>Hourly Average</b>	<b>0.75</b>	<b>0.00</b>	<b>1.75</b>	<b>0.25</b>	<b>0.25</b>	<b>0.00</b>	<b>0.00</b>	<b>0.00</b>	<b>3.00</b>	<b>2.40</b>
0800 - 0815	0	0	6	0	1	0	0	0	7	7.00
0815 - 0830	0	0	2	0	0	0	0	0	2	2.00
0830 - 0845	0	0	27	0	0	0	0	0	27	27.00
0845 - 0900	0	0	7	0	1	0	0	0	7	7.00
<b>Hourly Total</b>	<b>0</b>	<b>0</b>	<b>42</b>	<b>0</b>	<b>1</b>	<b>0</b>	<b>0</b>	<b>0</b>	<b>43</b>	<b>43.00</b>
<b>Hourly Average</b>	<b>0.00</b>	<b>0.00</b>	<b>10.50</b>	<b>0.00</b>	<b>0.25</b>	<b>0.00</b>	<b>0.00</b>	<b>0.00</b>	<b>10.75</b>	<b>10.75</b>
0900 - 0915	0	0	1	0	1	0	0	0	2	2.00
0915 - 0930	1	0	2	0	0	0	0	0	3	2.20
0930 - 0945	0	0	1	0	0	0	0	0	1	1.00
0945 - 1000	0	0	1	0	1	0	0	0	2	2.00
<b>Hourly Total</b>	<b>1</b>	<b>0</b>	<b>5</b>	<b>0</b>	<b>2</b>	<b>0</b>	<b>0</b>	<b>0</b>	<b>8</b>	<b>7.20</b>
<b>Hourly Average</b>	<b>0.25</b>	<b>0.00</b>	<b>1.25</b>	<b>0.00</b>	<b>0.50</b>	<b>0.00</b>	<b>0.00</b>	<b>0.00</b>	<b>2.00</b>	<b>1.80</b>
<b>Session Total</b>	<b>4</b>	<b>0</b>	<b>54</b>	<b>1</b>	<b>4</b>	<b>0</b>	<b>0</b>	<b>0</b>	<b>63</b>	<b>59.80</b>
<b>Session Average</b>	<b>0.33</b>	<b>0.00</b>	<b>4.50</b>	<b>0.08</b>	<b>0.33</b>	<b>0.00</b>	<b>0.00</b>	<b>0.00</b>	<b>5.25</b>	<b>4.98</b>

Date  
Wednesday 9 October 2019

Weather  
Sunny Intervals  
Temp: 15°C

1600 - 1900 (Weekday PM Peak)

TIME	Movement A-B								Original Data	
	P/CYCLE	M/CYCLE	CAR	TAXI	LGV	OGV1	OGV2	BUS/COACH	TOTAL	PCU TOTAL
1600 - 1615	1	0	2	0	0	0	0	0	3	2.20
1615 - 1630	1	0	3	0	0	0	0	0	4	3.20
1630 - 1645	1	0	6	0	1	0	0	0	8	7.20
1645 - 1700	0	0	4	0	2	0	0	0	6	6.00
<b>Hourly Total</b>	<b>3</b>	<b>0</b>	<b>15</b>	<b>0</b>	<b>3</b>	<b>0</b>	<b>0</b>	<b>0</b>	<b>21</b>	<b>18.60</b>
<b>Hourly Average</b>	<b>0.75</b>	<b>0.00</b>	<b>3.75</b>	<b>0.00</b>	<b>0.75</b>	<b>0.00</b>	<b>0.00</b>	<b>0.00</b>	<b>5.25</b>	<b>4.65</b>
1700 - 1715	0	0	4	0	0	0	0	0	4	4.00
1715 - 1730	0	0	1	0	0	0	0	0	1	1.00
1730 - 1745	1	0	2	0	0	0	0	0	3	2.20
1745 - 1800	0	0	4	0	1	0	0	0	5	5.00
<b>Hourly Total</b>	<b>1</b>	<b>0</b>	<b>11</b>	<b>0</b>	<b>1</b>	<b>0</b>	<b>0</b>	<b>0</b>	<b>13</b>	<b>12.20</b>
<b>Hourly Average</b>	<b>0.25</b>	<b>0.00</b>	<b>2.75</b>	<b>0.00</b>	<b>0.25</b>	<b>0.00</b>	<b>0.00</b>	<b>0.00</b>	<b>3.25</b>	<b>3.05</b>
1800 - 1815	0	0	2	0	0	0	0	0	2	2.00
1815 - 1830	0	0	1	0	0	0	0	0	1	1.00
1830 - 1845	0	0	4	0	0	0	0	0	4	4.00
1845 - 1900	0	0	1	0	0	0	0	0	1	1.00
<b>Hourly Total</b>	<b>0</b>	<b>0</b>	<b>8</b>	<b>0</b>	<b>0</b>	<b>0</b>	<b>0</b>	<b>0</b>	<b>8</b>	<b>8.00</b>
<b>Hourly Average</b>	<b>0.00</b>	<b>0.00</b>	<b>2.00</b>	<b>0.00</b>	<b>0.00</b>	<b>0.00</b>	<b>0.00</b>	<b>0.00</b>	<b>2.00</b>	<b>2.00</b>
<b>Session Total</b>	<b>4</b>	<b>0</b>	<b>34</b>	<b>0</b>	<b>4</b>	<b>0</b>	<b>0</b>	<b>0</b>	<b>42</b>	<b>38.80</b>
<b>Session Average</b>	<b>0.33</b>	<b>0.00</b>	<b>2.83</b>	<b>0.00</b>	<b>0.33</b>	<b>0.00</b>	<b>0.00</b>	<b>0.00</b>	<b>3.50</b>	<b>3.23</b>

Gosport, Hampshire  
Classified Junction Count

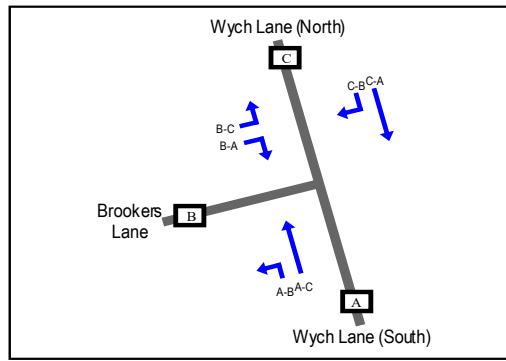
Site 2 of 6  
Wych Lane (South)  
Brookers Lane  
Wych Lane (North)

Lat/Long  
lat 50.824843° lon -1.177793°

Date  
Wednesday 9 October 2019

Weather  
Cloudy  
Temp: 9°C

0700 - 1000 (Weekday AM Peak)



TIME	Movement A-C								Original Data	
	P/CYCLE	M/CYCLE	CAR	TAXI	LGV	OGV1	OGV2	BUS/COACH	TOTAL	PCU TOTAL
0700 - 0715	2	0	27	0	2	0	0	2	33	33.40
0715 - 0730	3	0	36	0	7	1	0	0	47	45.10
0730 - 0745	2	0	36	0	3	0	0	0	41	39.40
0745 - 0800	2	0	33	0	2	0	0	0	37	35.40
Hourly Total	9	0	132	0	14	1	0	2	158	153.30
Hourly Average	2.25	0.00	33.00	0.00	3.50	0.25	0.00	0.50	39.50	38.33
0800 - 0815	3	1	33	1	4	0	0	0	42	39.00
0815 - 0830	1	0	22	0	5	0	0	1	29	29.20
0830 - 0845	3	2	49	0	8	0	0	0	62	58.40
0845 - 0900	0	0	18	0	3	0	0	0	21	21.00
Hourly Total	7	3	122	1	20	0	0	1	154	147.60
Hourly Average	1.75	0.75	30.50	0.25	5.00	0.00	0.00	0.25	38.50	36.90
0900 - 0915	1	0	27	0	1	0	0	0	29	28.20
0915 - 0930	1	0	21	0	3	0	0	0	24	24.00
0930 - 0945	0	0	18	0	5	0	0	0	23	23.00
0945 - 1000	1	0	12	0	3	0	0	0	16	15.20
Hourly Total	2	0	78	0	12	0	0	0	92	90.40
Hourly Average	0.50	0.00	19.50	0.00	3.00	0.00	0.00	0.00	23.00	22.60
Session Total	18	3	332	1	46	1	0	3	404	391.30
Session Average	1.50	0.25	27.67	0.08	3.83	0.08	0.00	0.25	33.67	32.61

Date  
Wednesday 9 October 2019

Weather  
Sunny Intervals  
Temp: 15°C

1600 - 1900 (Weekday PM Peak)

TIME	Movement A-C								Original Data	
	P/CYCLE	M/CYCLE	CAR	TAXI	LGV	OGV1	OGV2	BUS/COACH	TOTAL	PCU TOTAL
1600 - 1615	0	0	39	0	3	0	0	0	42	42.00
1615 - 1630	0	0	34	0	3	0	0	0	37	37.00
1630 - 1645	1	0	27	0	2	0	0	0	30	29.20
1645 - 1700	0	0	14	0	2	0	0	0	16	16.00
Hourly Total	1	0	114	0	10	0	0	0	125	124.20
Hourly Average	0.25	0.00	28.50	0.00	2.50	0.00	0.00	0.00	31.25	31.05
1700 - 1715	0	0	11	0	1	0	0	0	12	12.00
1715 - 1730	0	2	22	0	1	0	0	0	25	23.80
1730 - 1745	0	0	15	0	0	0	0	0	15	15.00
1745 - 1800	2	1	15	0	3	0	0	0	21	18.80
Hourly Total	2	3	63	0	5	0	0	0	73	69.60
Hourly Average	0.50	0.75	15.75	0.00	1.25	0.00	0.00	0.00	18.25	17.40
1800 - 1815	0	0	17	0	2	0	0	0	19	19.00
1815 - 1830	0	0	18	1	0	0	0	0	19	19.00
1830 - 1845	0	0	23	1	1	0	0	0	25	25.00
1845 - 1900	0	0	21	0	1	0	0	0	22	22.00
Hourly Total	0	0	79	2	4	0	0	0	85	85.00
Hourly Average	0.00	0.00	19.75	0.50	1.00	0.00	0.00	0.00	21.25	21.25
Session Total	3	3	256	2	19	0	0	0	283	278.80
Session Average	0.25	0.25	21.33	0.17	1.58	0.00	0.00	0.00	23.58	23.23

Gosport, Hampshire  
Classified Junction Count

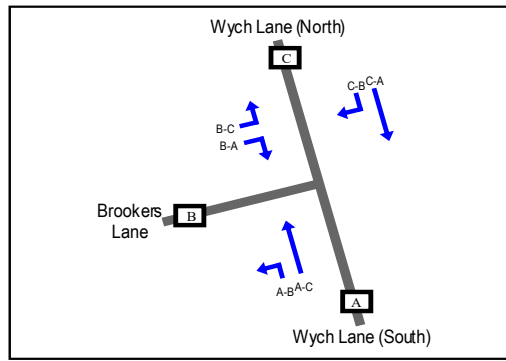
Site 2 of 6  
Wych Lane (South)  
Brookers Lane  
Wych Lane (North)

Lat/Long  
lat 50.824843° lon -1.177793°

Date  
Wednesday 9 October 2019

Weather  
Cloudy  
Temp: 9°C

0700 - 1000 (Weekday AM Peak)



TIME	Movement B-A								Original Data	
	P/CYCLE	M/CYCLE	CAR	TAXI	LGV	OGV1	OGV2	BUS/COACH	TOTAL	PCU TOTAL
0700 - 0715	1	0	0	0	0	0	0	0	1	0.20
0715 - 0730	0	0	1	0	0	0	0	0	1	1.00
0730 - 0745	0	0	1	0	0	0	0	0	1	1.00
0745 - 0800	0	0	1	0	0	0	0	0	1	1.00
Hourly Total	1	0	3	0	0	0	0	0	4	3.20
Hourly Average	0.25	0.00	0.75	0.00	0.00	0.00	0.00	0.00	1.00	0.80
0800 - 0815	1	0	2	0	0	0	0	0	3	2.20
0815 - 0830	2	0	4	0	0	0	0	0	6	4.40
0830 - 0845	3	0	7	0	0	0	0	0	10	7.60
0845 - 0900	0	0	3	0	1	0	0	0	4	4.00
Hourly Total	6	0	16	0	1	0	0	0	23	18.20
Hourly Average	1.50	0.00	4.00	0.00	0.25	0.00	0.00	0.00	5.75	4.55
0900 - 0915	0	1	0	0	0	0	0	0	1	0.40
0915 - 0930	0	0	3	0	2	0	0	1	6	7.00
0930 - 0945	1	0	1	0	0	0	0	0	2	1.20
0945 - 1000	0	0	3	0	0	0	0	0	3	3.00
Hourly Total	1	1	7	0	2	0	0	1	12	11.60
Hourly Average	0.25	0.25	1.75	0.00	0.50	0.00	0.00	0.25	3.00	2.90
Session Total	8	1	26	0	3	0	0	1	39	33.00
Session Average	0.67	0.08	2.17	0.00	0.25	0.00	0.00	0.08	3.25	2.75

Date  
Wednesday 9 October 2019

Weather  
Sunny Intervals  
Temp: 15°C

1600 - 1900 (Weekday PM Peak)

TIME	Movement B-A								Original Data	
	P/CYCLE	M/CYCLE	CAR	TAXI	LGV	OGV1	OGV2	BUS/COACH	TOTAL	PCU TOTAL
1600 - 1615	3	0	2	0	1	0	0	0	6	3.60
1615 - 1630	0	1	1	0	1	0	0	0	3	2.40
1630 - 1645	1	0	2	0	0	0	0	0	3	2.20
1645 - 1700	0	0	3	0	0	0	0	0	3	3.00
Hourly Total	4	1	8	0	2	0	0	0	15	11.20
Hourly Average	1.00	0.25	2.00	0.00	0.50	0.00	0.00	0.00	3.75	2.80
1700 - 1715	0	0	3	0	0	0	0	0	3	3.00
1715 - 1730	0	0	5	0	0	0	0	0	5	5.00
1730 - 1745	0	0	2	0	0	0	0	0	2	2.00
1745 - 1800	0	0	3	0	1	0	0	0	4	4.00
Hourly Total	0	0	13	0	1	0	0	0	14	14.00
Hourly Average	0.00	0.00	3.25	0.00	0.25	0.00	0.00	0.00	3.50	3.50
1800 - 1815	0	0	2	0	0	0	0	0	2	2.00
1815 - 1830	0	0	5	0	0	0	0	0	5	5.00
1830 - 1845	0	0	3	0	0	0	0	0	3	3.00
1845 - 1900	0	0	2	0	0	0	0	0	2	2.00
Hourly Total	0	0	12	0	0	0	0	0	12	12.00
Hourly Average	0.00	0.00	3.00	0.00	0.00	0.00	0.00	0.00	3.00	3.00
Session Total	4	1	33	0	3	0	0	0	41	37.20
Session Average	0.33	0.08	2.75	0.00	0.25	0.00	0.00	0.00	3.42	3.10

Gosport, Hampshire  
Classified Junction Count

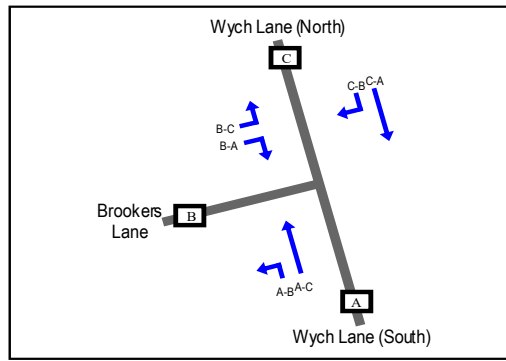
Site 2 of 6  
Wych Lane (South)  
Brookers Lane  
Wych Lane (North)

Lat/Long  
lat 50.824843° lon -1.177793°

Date  
Wednesday 9 October 2019

Weather  
Cloudy  
Temp: 9°C

0700 - 1000 (Weekday AM Peak)



TIME	Movement B-C								Original Data	
	P/CYCLE	M/CYCLE	CAR	TAXI	LGV	OGV1	OGV2	BUS/COACH	TOTAL	PCU TOTAL
0700 - 0715	0	0	5	0	0	0	0	0	5	5.00
0715 - 0730	2	0	8	0	1	0	0	0	11	9.40
0730 - 0745	0	0	11	1	1	0	0	0	13	13.00
0745 - 0800	0	0	6	0	5	0	0	0	11	11.00
Hourly Total	2	0	30	1	7	0	0	0	40	38.40
Hourly Average	0.50	0.00	7.50	0.25	1.75	0.00	0.00	0.00	10.00	9.60
0800 - 0815	1	0	19	0	1	0	0	0	21	20.20
0815 - 0830	0	0	16	0	1	0	0	0	17	17.00
0830 - 0845	0	0	29	0	0	1	0	0	30	30.50
0845 - 0900	1	0	30	0	2	0	0	0	33	32.20
Hourly Total	2	0	94	0	4	1	0	0	101	99.90
Hourly Average	0.50	0.00	23.50	0.00	1.00	0.25	0.00	0.00	25.25	24.98
0900 - 0915	0	0	22	0	0	0	0	0	22	22.00
0915 - 0930	0	0	9	0	3	0	0	0	12	12.00
0930 - 0945	0	0	7	0	2	1	0	0	10	10.50
0945 - 1000	0	0	12	1	2	0	0	0	15	15.00
Hourly Total	0	0	50	1	7	1	0	0	59	59.50
Hourly Average	0.00	0.00	12.50	0.25	1.75	0.25	0.00	0.00	14.75	14.88
Session Total	4	0	174	2	18	2	0	0	200	197.80
Session Average	0.33	0.00	14.50	0.17	1.50	0.17	0.00	0.00	16.67	16.48

Date  
Wednesday 9 October 2019

Weather  
Sunny Intervals  
Temp: 15°C

1600 - 1900 (Weekday PM Peak)

TIME	Movement B-C								Original Data	
	P/CYCLE	M/CYCLE	CAR	TAXI	LGV	OGV1	OGV2	BUS/COACH	TOTAL	PCU TOTAL
1600 - 1615	0	0	22	1	3	0	0	0	26	26.00
1615 - 1630	1	1	17	0	1	0	0	0	20	18.60
1630 - 1645	0	0	27	0	3	0	0	0	30	30.00
1645 - 1700	0	0	31	0	8	0	0	0	39	39.00
Hourly Total	1	1	97	1	15	0	0	0	115	113.60
Hourly Average	0.25	0.25	24.25	0.25	3.75	0.00	0.00	0.00	28.75	28.40
1700 - 1715	0	0	17	0	6	0	0	0	23	23.00
1715 - 1730	0	1	30	1	4	0	0	0	36	35.40
1730 - 1745	0	0	31	0	3	0	0	0	34	34.00
1745 - 1800	0	0	20	0	6	0	0	0	26	26.00
Hourly Total	0	1	98	1	19	0	0	0	119	118.40
Hourly Average	0.00	0.25	24.50	0.25	4.75	0.00	0.00	0.00	29.75	29.60
1800 - 1815	0	2	24	1	1	0	0	0	28	26.80
1815 - 1830	1	1	19	0	1	0	0	0	22	20.60
1830 - 1845	1	0	16	0	1	0	0	0	18	17.20
1845 - 1900	0	1	16	1	2	0	0	0	20	19.40
Hourly Total	2	4	75	2	5	0	0	0	88	84.00
Hourly Average	0.50	1.00	18.75	0.50	1.25	0.00	0.00	0.00	22.00	21.00
Session Total	3	6	270	4	39	0	0	0	322	316.00
Session Average	0.25	0.50	22.50	0.33	3.25	0.00	0.00	0.00	26.83	26.33

Gosport, Hampshire  
Classified Junction Count

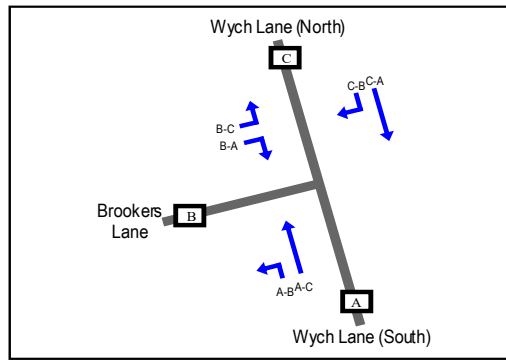
Site 2 of 6  
Wych Lane (South)  
Brookers Lane  
Wych Lane (North)

Lat/Long  
lat 50.824843° lon -1.177793°

Date  
Wednesday 9 October 2019

Weather  
Cloudy  
Temp: 9°C

0700 - 1000 (Weekday AM Peak)



TIME	Movement C-A								Original Data	
	P/CYCLE	M/CYCLE	CAR	TAXI	LGV	OGV1	OGV2	BUS/COACH	TOTAL	PCU TOTAL
0700 - 0715	0	0	4	0	2	0	0	0	6	6.00
0715 - 0730	0	0	14	1	2	0	0	0	17	17.00
0730 - 0745	0	0	20	0	5	1	0	0	26	26.50
0745 - 0800	0	0	17	0	2	0	0	0	19	19.00
Hourly Total	0	0	55	1	11	1	0	0	68	68.50
Hourly Average	0.00	0.00	13.75	0.25	2.75	0.25	0.00	0.00	17.00	17.13
0800 - 0815	0	0	28	0	1	0	0	0	29	29.00
0815 - 0830	0	0	17	2	4	0	0	0	23	23.00
0830 - 0845	1	0	20	0	3	0	0	0	24	23.20
0845 - 0900	0	1	27	0	3	0	0	0	31	30.40
Hourly Total	1	1	92	2	11	0	0	0	107	105.60
Hourly Average	0.25	0.25	23.00	0.50	2.75	0.00	0.00	0.00	26.75	26.40
0900 - 0915	0	0	14	0	1	1	0	0	16	16.50
0915 - 0930	1	0	8	0	4	0	0	0	13	12.20
0930 - 0945	0	2	19	0	2	1	0	0	24	23.30
0945 - 1000	1	0	11	1	5	1	0	0	19	18.70
Hourly Total	2	2	52	1	12	3	0	0	72	70.70
Hourly Average	0.50	0.50	13.00	0.25	3.00	0.75	0.00	0.00	18.00	17.68
Session Total	3	3	199	4	34	4	0	0	247	244.80
Session Average	0.25	0.25	16.58	0.33	2.83	0.33	0.00	0.00	20.58	20.40

Date  
Wednesday 9 October 2019

Weather  
Sunny Intervals  
Temp: 15°C

1600 - 1900 (Weekday PM Peak)

TIME	Movement C-A								Original Data	
	P/CYCLE	M/CYCLE	CAR	TAXI	LGV	OGV1	OGV2	BUS/COACH	TOTAL	PCU TOTAL
1600 - 1615	3	1	34	0	8	0	0	0	46	43.00
1615 - 1630	0	2	37	0	3	1	0	0	43	42.30
1630 - 1645	3	0	21	0	10	0	0	0	34	31.60
1645 - 1700	0	0	41	0	6	0	0	0	47	47.00
Hourly Total	6	3	133	0	27	1	0	0	170	163.90
Hourly Average	1.50	0.75	33.25	0.00	6.75	0.25	0.00	0.00	42.50	40.98
1700 - 1715	0	1	37	1	10	0	0	0	49	48.40
1715 - 1730	2	0	35	0	7	0	0	0	44	42.40
1730 - 1745	2	4	43	0	6	0	0	0	55	51.00
1745 - 1800	0	3	42	0	5	0	0	0	50	48.20
Hourly Total	4	8	157	1	28	0	0	0	198	190.00
Hourly Average	1.00	2.00	39.25	0.25	7.00	0.00	0.00	0.00	49.50	47.50
1800 - 1815	1	3	34	2	6	0	0	1	47	45.40
1815 - 1830	0	1	32	0	4	0	0	0	37	36.40
1830 - 1845	0	1	28	0	1	0	0	0	30	29.40
1845 - 1900	0	0	26	0	2	0	0	0	28	28.00
Hourly Total	1	5	120	2	13	0	0	1	142	139.20
Hourly Average	0.25	1.25	30.00	0.50	3.25	0.00	0.00	0.25	35.50	34.80
Session Total	11	16	410	3	68	1	0	1	510	493.10
Session Average	0.92	1.33	34.17	0.25	5.67	0.08	0.00	0.08	42.50	41.09

Gosport, Hampshire  
Classified Junction Count

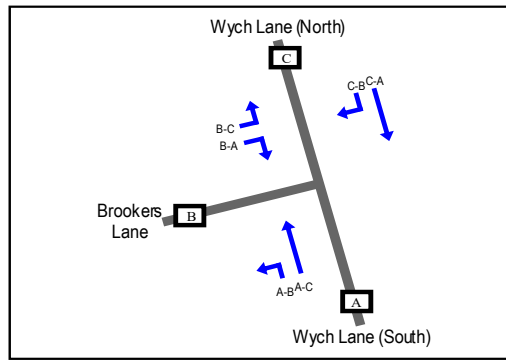
Site 2 of 6  
Wych Lane (South)  
Brookers Lane  
Wych Lane (North)

Lat/Long  
lat 50.824843° lon -1.177793°

Date  
Wednesday 9 October 2019

Weather  
Cloudy  
Temp: 9°C

0700 - 1000 (Weekday AM Peak)



TIME	Movement C-B								Original Data	
	P/CYCLE	M/CYCLE	CAR	TAXI	LGV	OGV1	OGV2	BUS/COACH	TOTAL	PCU TOTAL
0700 - 0715	0	0	7	0	3	0	0	0	10	10.00
0715 - 0730	1	0	17	2	2	0	0	0	22	21.20
0730 - 0745	2	0	20	0	2	0	0	0	24	22.40
0745 - 0800	2	0	11	0	2	0	0	1	16	15.40
<b>Hourly Total</b>	<b>5</b>	<b>0</b>	<b>55</b>	<b>2</b>	<b>9</b>	<b>0</b>	<b>0</b>	<b>1</b>	<b>72</b>	<b>69.00</b>
<b>Hourly Average</b>	<b>1.25</b>	<b>0.00</b>	<b>13.75</b>	<b>0.50</b>	<b>2.25</b>	<b>0.00</b>	<b>0.00</b>	<b>0.25</b>	<b>18.00</b>	<b>17.25</b>
0800 - 0815	3	0	24	0	0	0	0	0	27	24.60
0815 - 0830	6	0	22	0	3	0	0	0	31	26.20
0830 - 0845	5	1	24	0	1	1	0	0	32	27.90
0845 - 0900	0	0	16	0	2	1	0	0	19	19.50
<b>Hourly Total</b>	<b>14</b>	<b>1</b>	<b>86</b>	<b>0</b>	<b>6</b>	<b>2</b>	<b>0</b>	<b>0</b>	<b>109</b>	<b>98.20</b>
<b>Hourly Average</b>	<b>3.50</b>	<b>0.25</b>	<b>21.50</b>	<b>0.00</b>	<b>1.50</b>	<b>0.50</b>	<b>0.00</b>	<b>0.00</b>	<b>27.25</b>	<b>24.55</b>
0900 - 0915	1	0	13	0	4	0	0	0	18	17.20
0915 - 0930	0	0	15	0	1	0	0	0	16	16.00
0930 - 0945	0	0	10	0	4	1	0	0	15	15.50
0945 - 1000	0	0	11	0	4	0	0	1	16	17.00
<b>Hourly Total</b>	<b>1</b>	<b>0</b>	<b>49</b>	<b>0</b>	<b>13</b>	<b>1</b>	<b>0</b>	<b>1</b>	<b>65</b>	<b>65.70</b>
<b>Hourly Average</b>	<b>0.25</b>	<b>0.00</b>	<b>12.25</b>	<b>0.00</b>	<b>3.25</b>	<b>0.25</b>	<b>0.00</b>	<b>0.25</b>	<b>16.25</b>	<b>16.43</b>
<b>Session Total</b>	<b>20</b>	<b>1</b>	<b>190</b>	<b>2</b>	<b>28</b>	<b>3</b>	<b>0</b>	<b>2</b>	<b>246</b>	<b>232.90</b>
<b>Session Average</b>	<b>1.67</b>	<b>0.08</b>	<b>15.83</b>	<b>0.17</b>	<b>2.33</b>	<b>0.25</b>	<b>0.00</b>	<b>0.17</b>	<b>20.50</b>	<b>19.41</b>

Date  
Wednesday 9 October 2019

Weather  
Sunny Intervals  
Temp: 15°C

1600 - 1900 (Weekday PM Peak)

TIME	Movement C-B								Original Data	
	P/CYCLE	M/CYCLE	CAR	TAXI	LGV	OGV1	OGV2	BUS/COACH	TOTAL	PCU TOTAL
1600 - 1615	3	0	20	0	1	0	0	0	24	21.60
1615 - 1630	0	0	20	0	0	0	0	0	20	20.00
1630 - 1645	0	1	16	1	2	0	0	0	20	19.40
1645 - 1700	1	0	16	0	2	0	0	0	19	18.20
<b>Hourly Total</b>	<b>4</b>	<b>1</b>	<b>72</b>	<b>1</b>	<b>5</b>	<b>0</b>	<b>0</b>	<b>0</b>	<b>83</b>	<b>79.20</b>
<b>Hourly Average</b>	<b>1.00</b>	<b>0.25</b>	<b>18.00</b>	<b>0.25</b>	<b>1.25</b>	<b>0.00</b>	<b>0.00</b>	<b>0.00</b>	<b>20.75</b>	<b>19.80</b>
1700 - 1715	1	0	19	0	0	0	0	0	20	19.20
1715 - 1730	0	1	14	0	0	0	0	0	15	14.40
1730 - 1745	1	0	18	1	3	0	0	0	23	22.20
1745 - 1800	0	0	16	0	1	0	0	0	17	17.00
<b>Hourly Total</b>	<b>2</b>	<b>1</b>	<b>67</b>	<b>1</b>	<b>4</b>	<b>0</b>	<b>0</b>	<b>0</b>	<b>75</b>	<b>72.80</b>
<b>Hourly Average</b>	<b>0.50</b>	<b>0.25</b>	<b>16.75</b>	<b>0.25</b>	<b>1.00</b>	<b>0.00</b>	<b>0.00</b>	<b>0.00</b>	<b>18.75</b>	<b>18.20</b>
1800 - 1815	0	1	25	1	0	0	0	0	27	26.40
1815 - 1830	1	2	5	0	0	0	0	0	8	6.00
1830 - 1845	0	0	15	0	1	0	0	0	16	16.00
1845 - 1900	0	0	14	0	0	0	0	0	14	14.00
<b>Hourly Total</b>	<b>1</b>	<b>3</b>	<b>59</b>	<b>1</b>	<b>1</b>	<b>0</b>	<b>0</b>	<b>0</b>	<b>65</b>	<b>62.40</b>
<b>Hourly Average</b>	<b>0.25</b>	<b>0.75</b>	<b>14.75</b>	<b>0.25</b>	<b>0.25</b>	<b>0.00</b>	<b>0.00</b>	<b>0.00</b>	<b>16.25</b>	<b>15.60</b>
<b>Session Total</b>	<b>7</b>	<b>5</b>	<b>198</b>	<b>3</b>	<b>10</b>	<b>0</b>	<b>0</b>	<b>0</b>	<b>223</b>	<b>214.40</b>
<b>Session Average</b>	<b>0.58</b>	<b>0.42</b>	<b>16.50</b>	<b>0.25</b>	<b>0.83</b>	<b>0.00</b>	<b>0.00</b>	<b>0.00</b>	<b>18.58</b>	<b>17.87</b>